


MAX Transit

Multi-LTE Router for Transportation Wi-Fi



Dual Power Sources
LAN WAN
PEPWAVE MAX
12V/4A DC
DIN Rail Mount



*Selected models

Built for Transportation Deployments

With a compact form factor, simultaneous dual-band 11ac Wi-Fi, the MAX Transit is ready to deliver fast, reliable Wi-Fi to your passengers.

2x

4G
LTE

5GHz
866Mbps

2.4GHz
300Mbps

2x2 MIMO 11ac

Login With

Age
Gender
Relationship Status

Dual Embedded Cellular[#] and Redundant SIM Slots

Up to two cellular modems and redundant SIM slots allow you to use up to four different cellular providers for bandwidth bonding, data overage protection or eliminating blind spots.

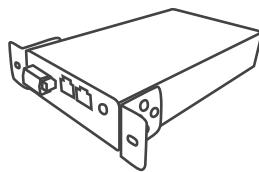


External Captive Portal for Advertising Servers

The MAX Transit also supports external captive portals, enabling you to connect to an advertising server. That way, your Wi-Fi hotspots can become a source of revenue.

Simultaneous Dual-Band Wi-Fi

Reduce Wi-Fi congestion and interference. Simultaneous dual-band Wi-Fi gives you two independent networks that also work together, maximizing the throughput that your passengers can enjoy.



Install it Anywhere

With mounting ears that can be installed from many angles and optional DIN rail mounts, the MAX Transit is ready to fit into just about any space you have available.

Captive Portal with Social Wi-Fi

The MAX Transit comes with a customizable captive portal what allows passengers to login with Facebook. As they login, you can use InControl 2 to see insightful reports on user demographics.



Certified Toughness


In addition to rugged metal enclosure, the MAX Transit has certifications on:
 Shock and vibration resistance (EN 61373:1999, IEC 61373:1999)
 Railway applications (EN 50155)
 Electromagnetic Compatibility (EN 61000)
 eMark (ref: E13*10R00*10R05*13664*00)

[#]Applies only to the MAX-TST-DUO

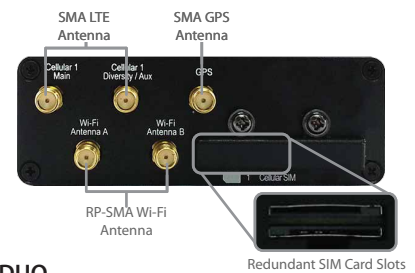
Specifications

	MAX-TST	MAX-TST-DUO
Cellular WAN Interfaces	Single LTE Modem	Dual LTE Modems
SpeedFusion Hot Failover	●	●
SpeedFusion WAN Smoothing	○	○ [^]
SpeedFusion Bandwidth Bonding	○	○ [^]
Outbound Policy	○	●
WAN Interface		1x GE ⁺
LAN Interface		1x GE
Load Balancing/Failover		●
Recommended Users		25-150
Router Throughput		200Mbps
SpeedFusion Throughput (No Encryption)		100Mbps
SpeedFusion Throughput (256-bit AES)		60Mbps
Wi-Fi Standard		802.11ac/a/b/g/n 2x2 MIMO
2.4GHz/5GHz		300Mbps / 866Mbps
Simultaneous Dual-Band Wi-Fi AP		●
Antenna Connectors	2x SMA Cellular*, 1x SMA GPS, 2x RP-SMA Wi-Fi	
Power Input	Device: 12V – 48V DC AC Adapter: AC Input 100V – 240V / DC Output 12V Terminal Block: 12V – 48V DC	
Power Consumption	18W (max.)	
Dimensions	7.3 x 3.8 x 1.3 inches 185 x 97 x 33.5 mm (L x W x H)	
Weight	1.3 pounds 590 grams	
Operating Temperature	-40° – 149°F -40° – 65°C	
Humidity	15% – 95% (non-condensing)	
Warranty	1-Year Limited Warranty	

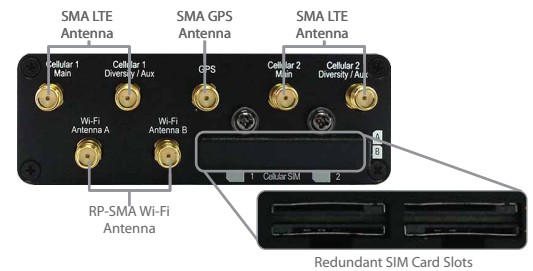
⁺ The WAN port can act as a LAN port if needed. [^] Available as a license add-on.
* the MAX-TST-DUO has 4x SMA cellular antenna connectors.



MAX-TST



MAX-TST-DUO



Ordering Information

	Product Code	Embedded Modems	Carrier/Region	Cellular Standard	4G Bands/Frequencies (MHz)	3G Bands/Frequencies (MHz)
LTEA	MAX-TST-LTEA-W-T	1	Worldwide [^]	LTE Advanced	B1/2100, B2/1900, B3/1800, B4/AWS, B5/850, B7/2600, B8/900GSM, B12/700a, B13/700c, B20/800DD, B25/1900+, B26/850+, B29/700d, B30/2300WCS, B41/TD2500	WCDMA/HSPA+/DC-HSPA+: B1/2100, B2/1900, B3/1800, B4/AWS, B5/850, B8/900
	MAX-TST-DUO-LTEA-W-T	2				
	MAX-TST-LTEA-P-T	1	Asia-Pacific	LTE Advanced	B1/2100, B3/1800, B5/850, B7/2600, B8/900, B18/800 Lower, B19/800 Upper, B21/1500 Upper, B28/700 APT, B38/TD 2600, B39/TD 1900+, B40/TD 2300, B41/TD 2500	WCDMA/HSPA+/DC-HSPA+: B1/2100, B5/850, B8/900, B9/1800, B19/800 Upper UMTS: B6/800 TD-SCDMA: B39/1900
	MAX-TST-DUO-LTEA-P-T	2				
LTE	MAX-TST-LTE-US-T	1	Verizon/Sprint/AT&T/T-Mobile	LTE	B2/1900, B4/AWS, B5/850, B13/700, B17/700, B25/1900	WCDMA/HSPA+/DC-HSPA+: B1/2100, B2/1900, B4/AWS, B5/850, B8/900 EV-DO Rev.A: BC0/800, BC1/1900, BC10/800
	MAX-TST-DUO-LTE-US-T	2				
	MAX-TST-LTE-E-T	1	Europe/International	LTE	B1/2100, B3/1800, B7/2600, B8/900, B20/800	WCDMA/HSPA+/DC-HSPA+: B1/2100, B2/1900, B5/850, B6/800, B8/900
	MAX-TST-DUO-LTE-E-T	2				

[^] Pending certification by Verizon and Sprint in the US

Add-On License

MAX-TST-DUO-LC-SF	SpeedFusion License for MAX-TST-DUO	Enables SpeedFusion Bandwidth Bonding and WAN Smoothing for MAX-TST-DUO
-------------------	-------------------------------------	---